

PERFORMANCE BY



INSTALLATION GUIDE

iE 4 BAR MAP Sensor Kit For Audi B9 S4, S5, SQ5

IEELVZ1



This installation guide is for instructional purposes only. For best results, professional installation by an experienced technician is always recommended. By reading this guide you agree Integrated Engineering is not responsible for any damage or personal injury caused by incorrect installation.

DIFFICULTY



Expect 10 minutes on average

REQUIRED TOOLS

- T20 & T30 torx driverS

BEFORE YOU BEGIN

It is highly recommended to pre-read this entire guide ahead of your installation to familiarize yourself with each step. Always park your vehicle in a safe and level location and allow plenty of time for the engine bay and exhaust to completely cool. Locate and prepare your work space with each required tool listed above. Unbox all components and verify the contents and quantities before you begin. If anything is missing or damaged, please contact us for immediate help at support@performancebyie.com

REQUIRED PARTS

- Requires ECU tuning that is calibrated for 4 Bar MAP Sensors

OPTIONAL PARTS

SPECIAL NOTE:

This install guide has been photographed and written on a 2020 Audi SQ5. Some steps and factory hardware specifications may vary depending on vehicle model, year, and region. This guide is for reference purposes only. If you are unsure of the installation procedure for any individual step or part, please seek professional help before proceeding.




INCLUDED PARTS

01 - iE 4 Bar MAP Sensor (2x)

Some items may be partially assembled.



1



Locate the two MAP Sensors under the hood. The sensor on the left has a T30 retaining screw, the sensor on the right has a T20 retaining screw. Remove both screws.


2



Disconnect both wiring harnesses by pulling back on the gray locking tab, then pulling the harness away from the sensor




3



You will now be able to remove both sensors by pulling straight outward.

4



Reverse order install your new 4 Bar MAP sensors. You're now good to go. Ensure you are running the correct tune before driving the vehicle.



ENJOY!

Thank you for purchasing an Integrated Engineering product. We are dedicated to serving your performance needs. Please check our website frequently for new product releases. If you have any questions or concerns about this product please do not hesitate to contact us.



801.484.2021

WWW.PERFORMANCEBYIE.COM

SUPPORT@PERFORMANCEBYIE.COM