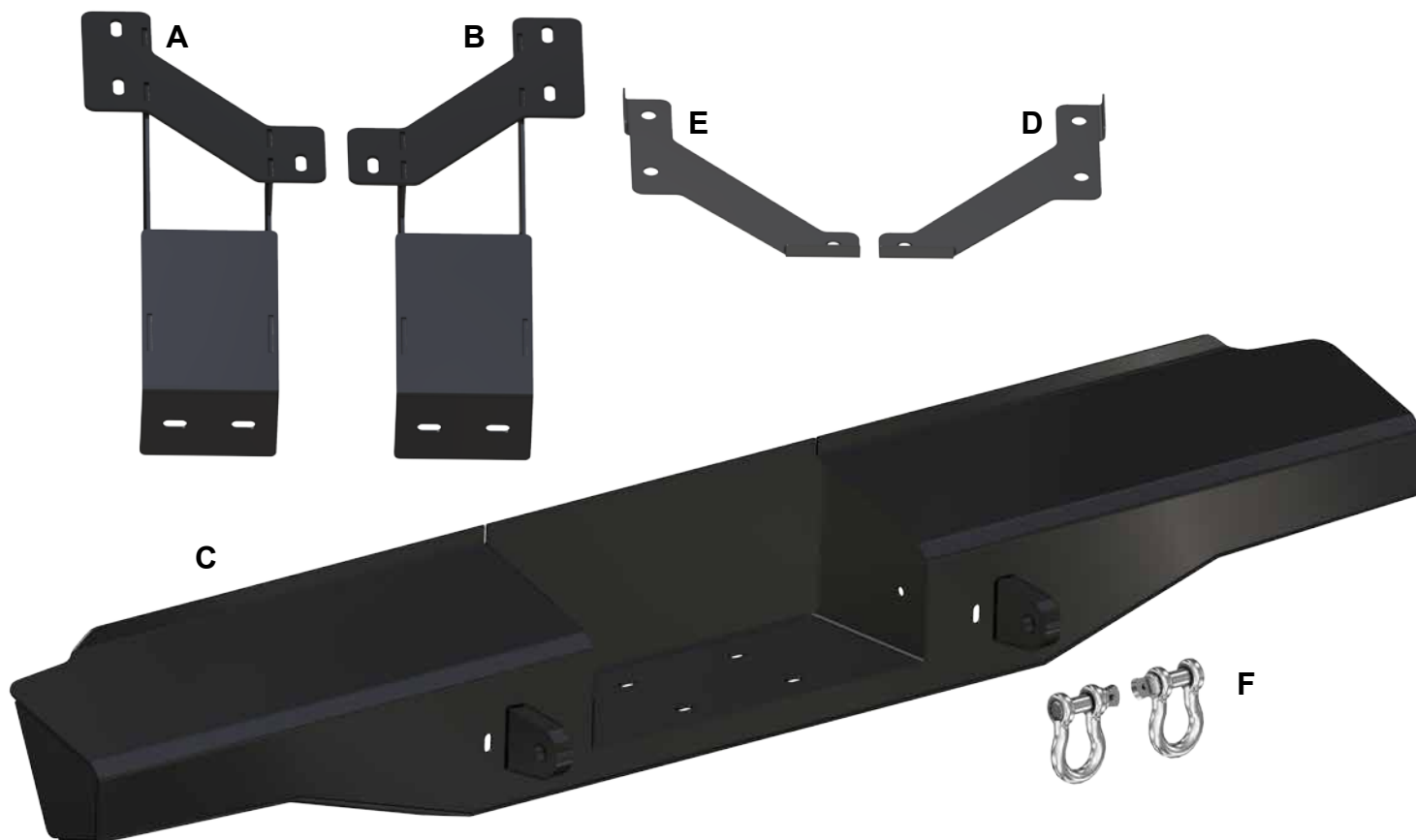


Winch and LED lights shown in instructions are optional and are *not included* with RB-CA-DEF



Item	Description	Qty	Item	Description	Qty
A	Left Mount	1	D	Right Template	1
B	Right Mount	1	E	Left Template	1
C	Bumper	1	F	D-Ring	2

(kit contents continue on following pages)

Need help with your installation?



sales@superatv.com



www.superatv.com



1-855-743-3427

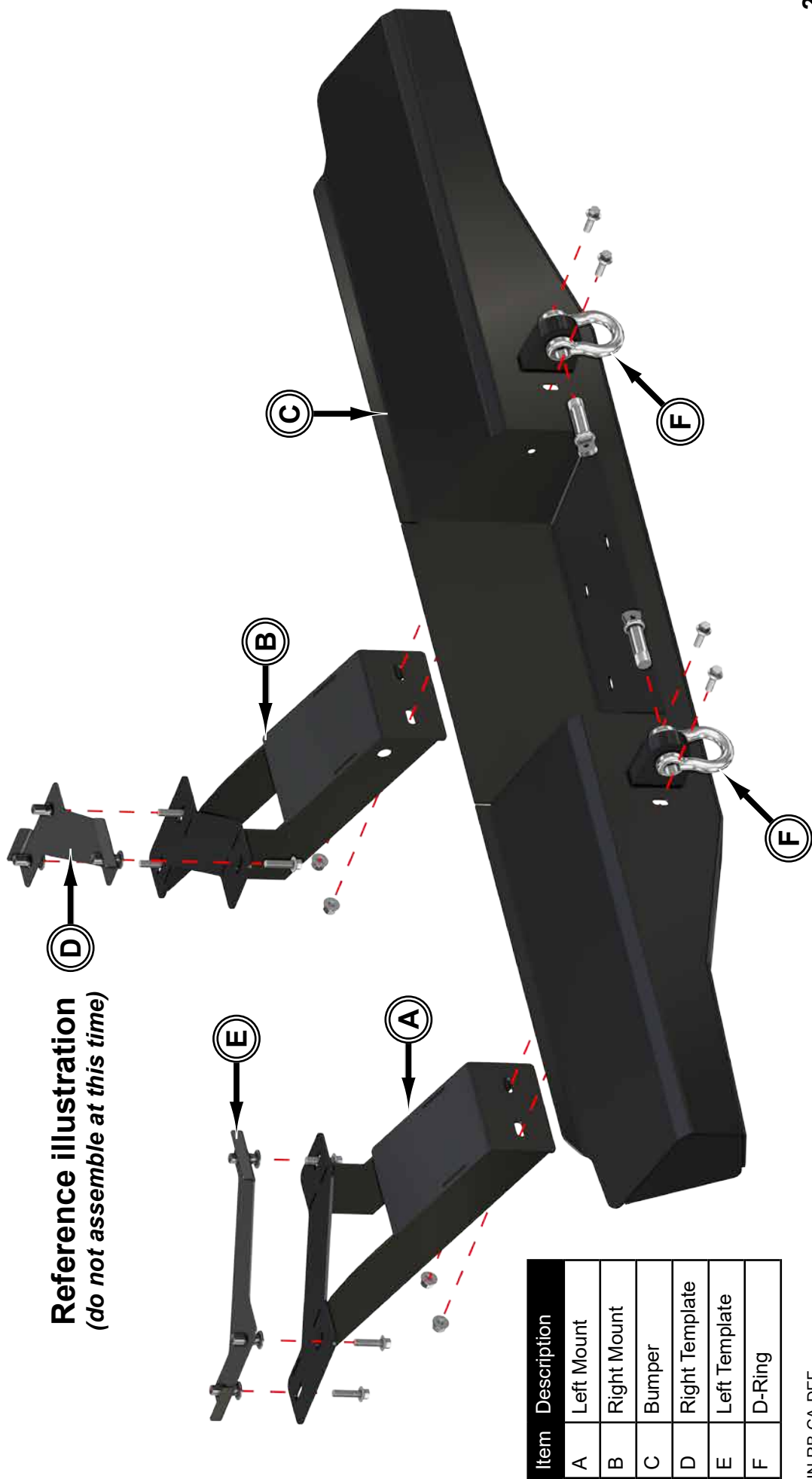
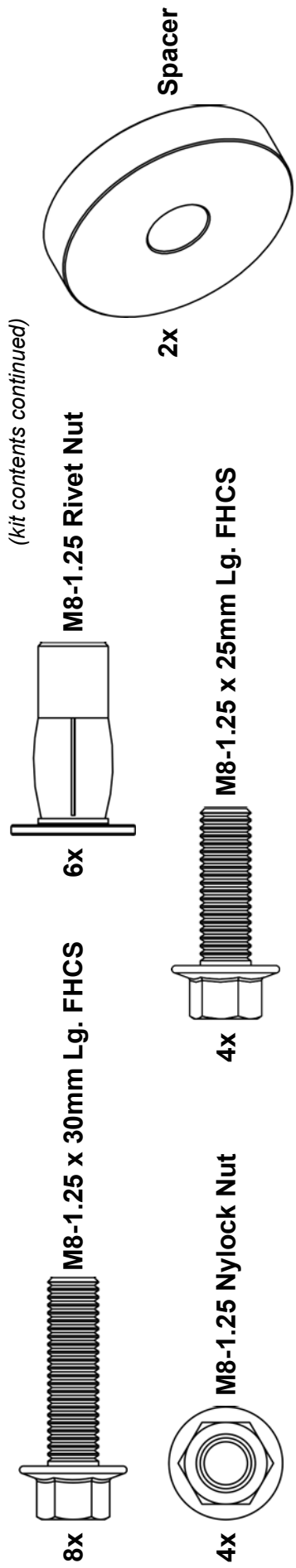


8:00am - 8:00pm EST M-Th
8:00am - 7:00pm EST Friday
9:00am - 2:00pm EST Saturday

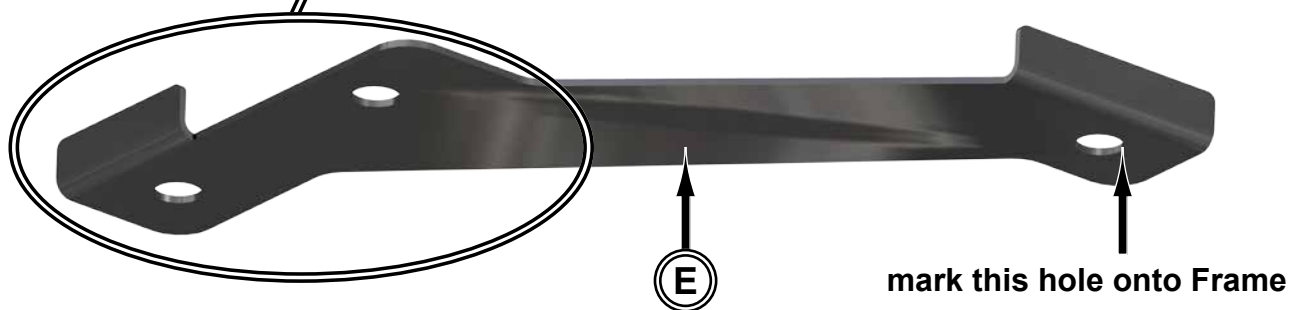
Read instructions and view illustrations before beginning.

*Thank You
For Choosing*


SUPERATV.COM[®]



- Place Left Template (E) against Frame and align holes as shown.
- Mark on Frame hole location in Left Template (E).
- Remove Left Template (E) and drill a $\varnothing 1/2"$ hole in Frame.
- Repeat for opposite side.

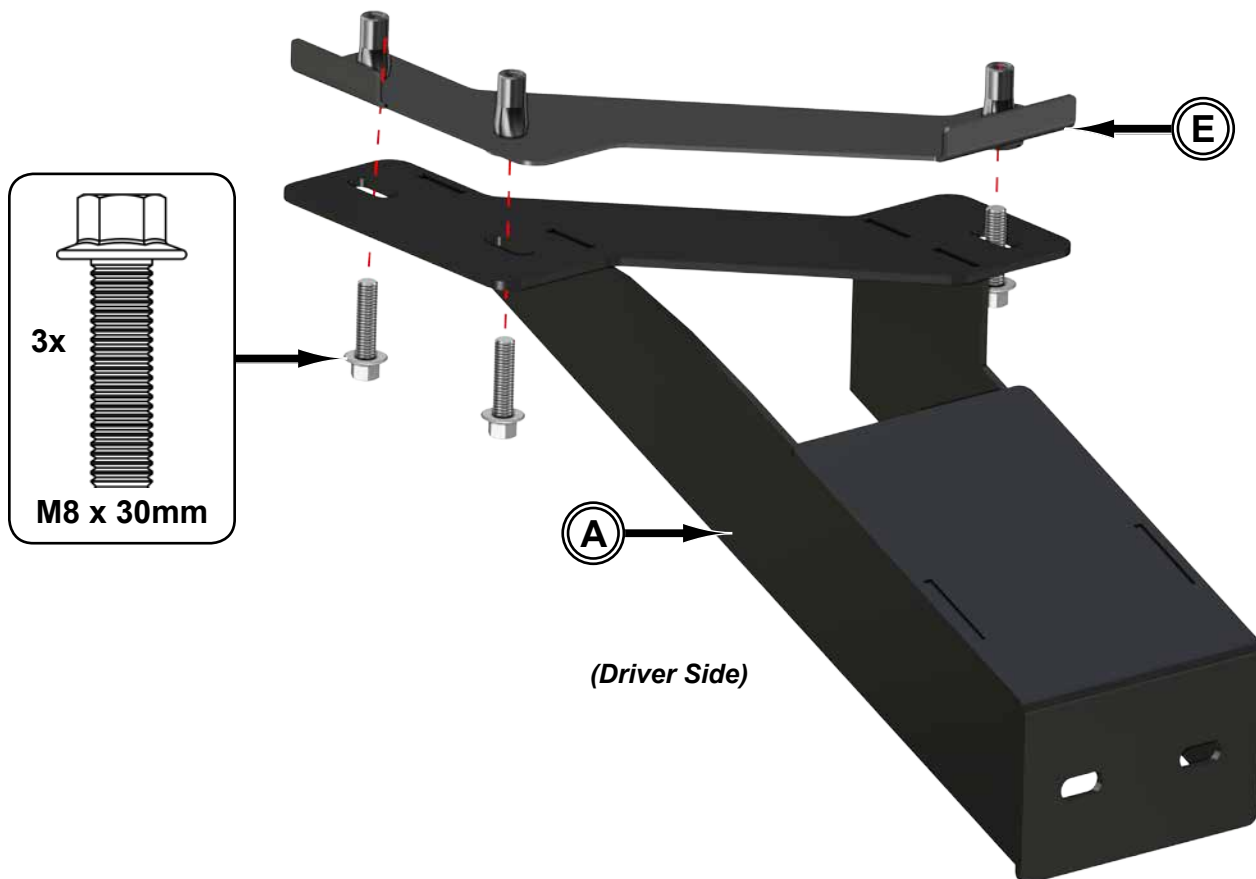


- Install Right Template (D) to Frame with hardware shown.
- Repeat for opposite side.

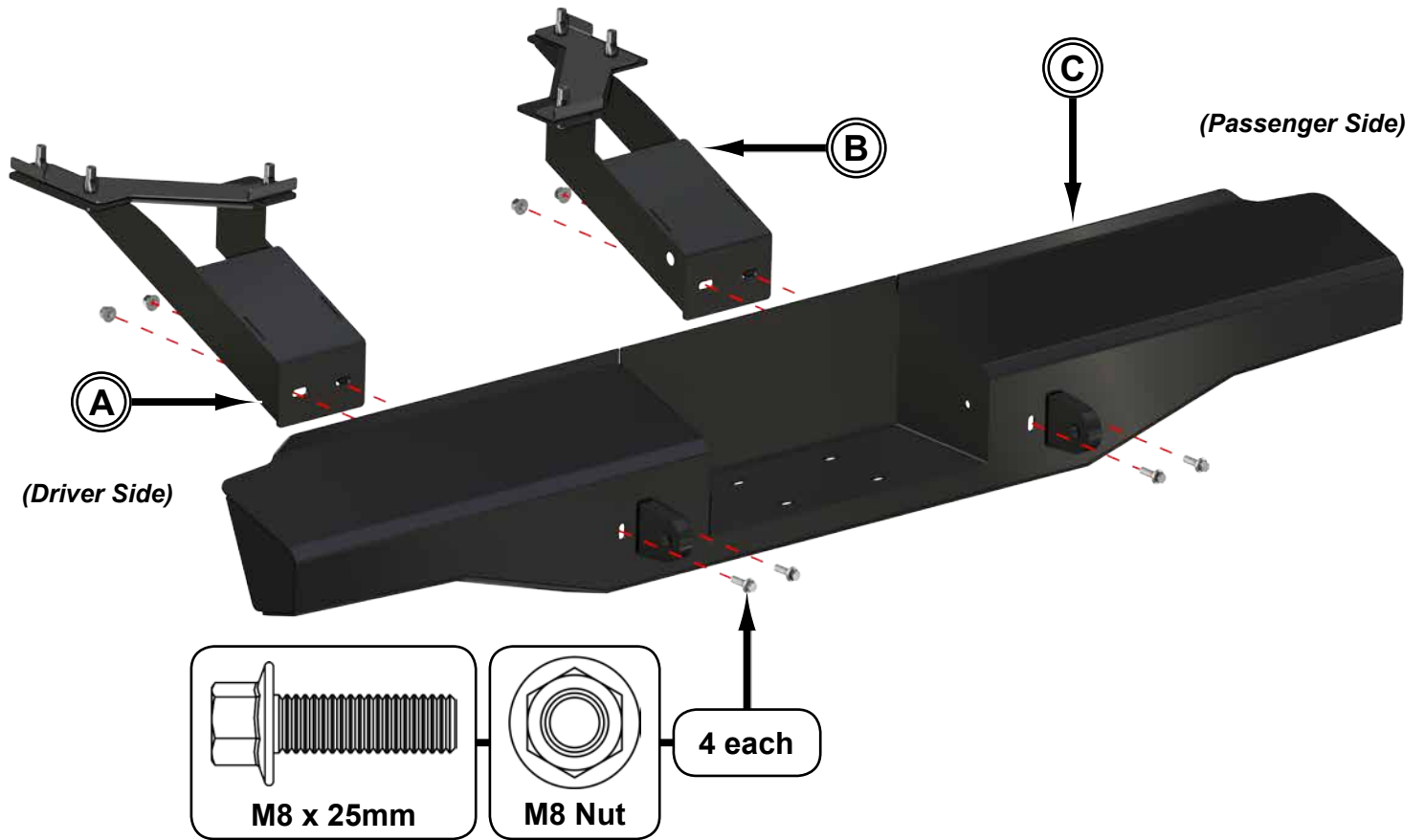


Do not tighten hardware completely unless noted.

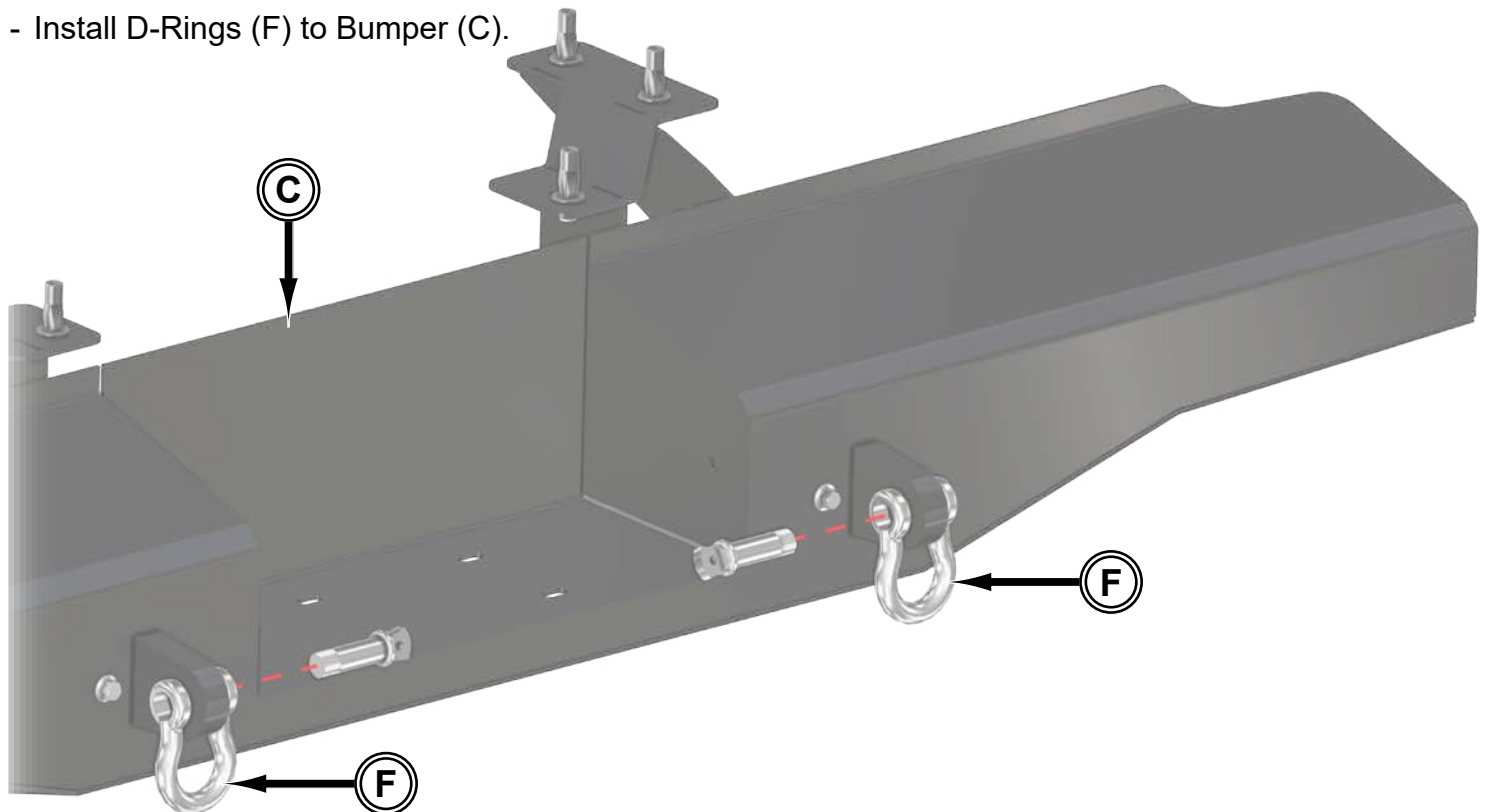
- Install Left Mount (A) to Left Template (E) and Frame with hardware shown.
- Repeat for opposite side.



- Install Bumper (C) to Right/Left Mounts (A)(B) with hardware shown.
- Align to machine and tighten all hardware completely.



- Install D-Rings (F) to Bumper (C).

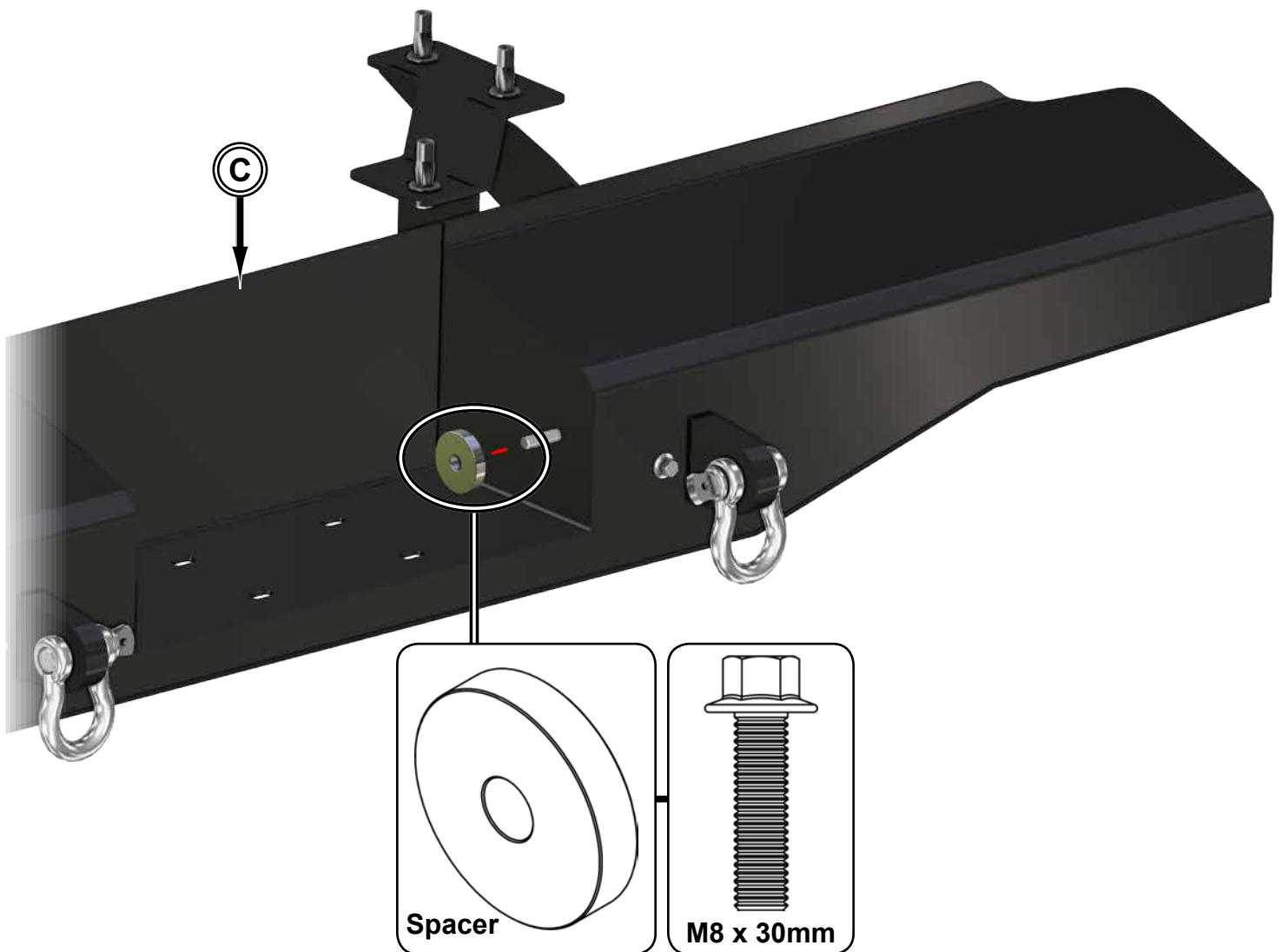



STOP If installing a Winch or LED lighting, see following pages.

LB3-12 installation:

- Remove brackets and hardware from light bar.
- Install SuperATV p/n LB3-12 LED Light to Bumper (C) with provided hardware and Spacers.

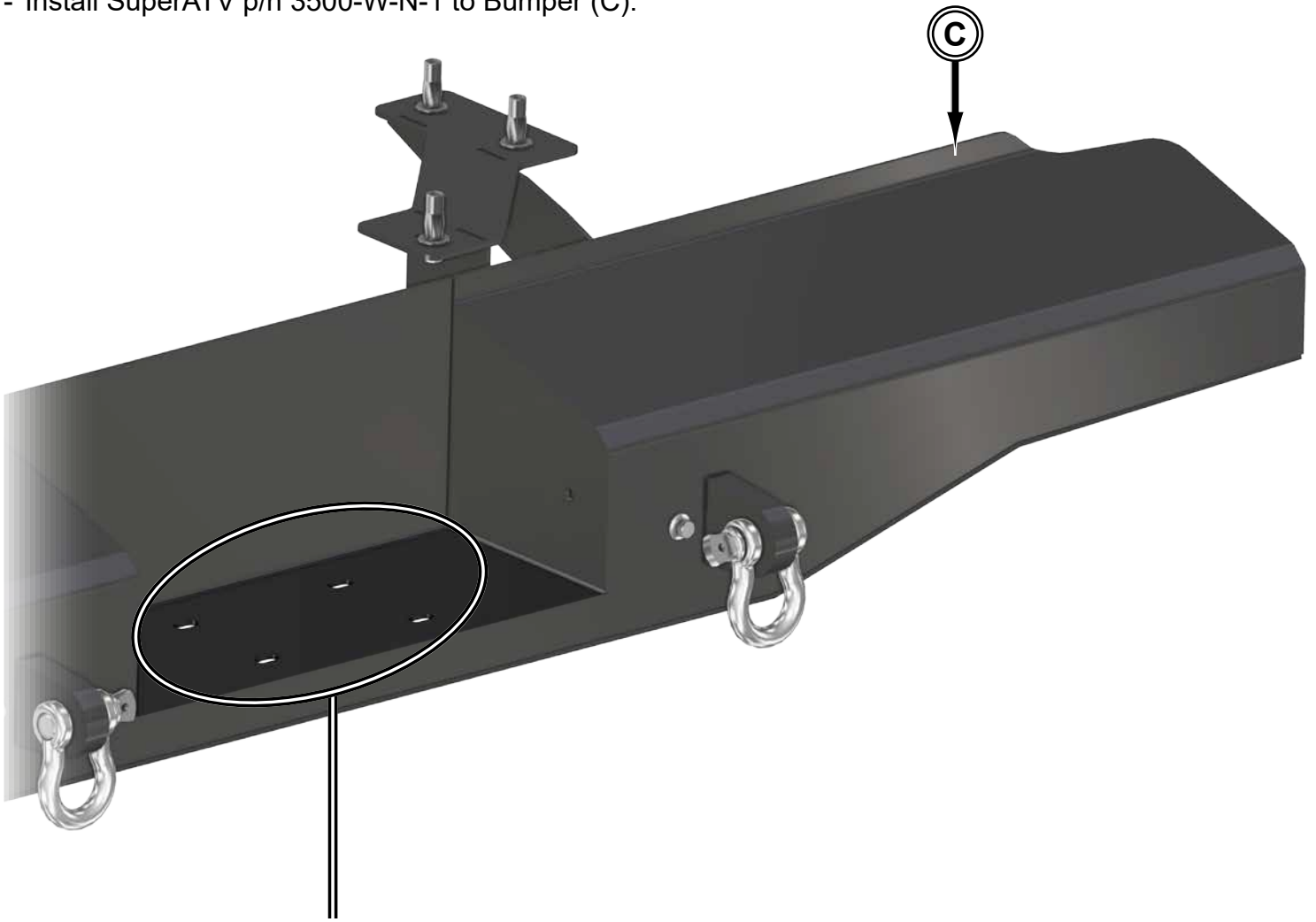
SuperATV p/n LB3-12



See IN-LB3-12 for wiring instructions.

3500-W-N-1 installation:

- Install SuperATV p/n 3500-W-N-1 to Bumper (C).




Install to Bumper (C) with components and hardware supplied with Winch.



Winch



Fairlead



Mounting Plate

See Winch instructions for additional installation instructions.

Liability Statement

SuperATV's® products are designed to best fit user's ATV/UTV under stock conditions. Adding, modifying, or fabricating any factory or aftermarket parts will void any warranty provided by SuperATV® and is not recommended. SuperATV's® products could interfere with other aftermarket accessories. If user has aftermarket products on machine, contact SuperATV® to verify that they will work together.

Although SuperATV® has thousands of satisfied customers, user should be aware that installing lift kits, long travel, or suspension kits, tires, etc. will change the ride of machine and may increase maintenance and part wear. Operating any off-road machine while, or after, consuming alcohol and/or drugs increases risk of bodily harm or death. No warranty or representation is made as to this product's ability to protect user from severe injury or death. SuperATV® urges operators and occupants to wear a helmet and appropriate riding gear at all times.

By purchasing and installing SuperATV® products, user agrees that should damages occur, SuperATV® will not be held responsible for loss of time, use, labor fees, replacement parts, or freight charges. SuperATV®, nor any 3rd party, will not be held responsible for any direct, indirect, incidental, special, or consequential damages that result from any product purchased from SuperATV®. The total liability of seller to user for all damages, losses, and causes of action, if any, shall not exceed the total purchase price paid for the product that gave rise to the claim.

SuperATV® will warranty only parts provided by SuperATV®. Any damage or problems with OEM housings, bearings, seals, or other manufacturers' products will not be covered by SuperATV®. SuperATV® parts and products are not warranted if item was not installed properly, misused, or modified.

Installing, adding, modifying, or fabricating any factory or aftermarket product to your ATV/UTV may violate certain local, state, and federal laws. Be advised that laws vary depending on town, city, county, state, etc. Use of certain products on public streets, roads, or highways may be in violation law. The Buyer is solely and exclusively legally and personally responsible for any violation of the law by the installation or use of the product. You must abide by all local, state, and federal laws, including but not limited to vehicle safety, traffic laws, and ordinances. It is your responsibility to know the laws and how they apply to you.

The Buyer is responsible to fully understand the capability and limitations of his/her vehicle according to manufacturer specifications, warnings and instructions and agrees to hold SuperATV® harmless from any damage resulting from failure to adhere to such specifications, warnings and/ or instructions. The Buyer is also responsible to obey all applicable federal, state, and local laws and ordinances when operating his/her vehicle while using this product, and the Buyer agrees to hold SuperATV® harmless from any violation thereof.