


Dual Air / Oil Separator Installation guide for 2022+ Subaru/Toyota BRZ/GR86


Step 1. Remove Engine Cover




Step 2. Remove inlet Hose and Elbow. Remove clamp and twist to break free.




Step 3. Reverse Inlet Hose Elbow and reinstall OEM Hose Clamp




Step 4. Trim OEM Hose After First Bend as shown



Step 5. Install Killer B Motorsport AOS with downward inlet port




Step 6. Remove Rear PCV hose from Intake Manifold by twisting the PCV Valve hose ~45°



Step 7. Install Killer B Motorsport AOS with flanged ports. The hose on the Manifold port fits tightly. If you need to, use a drop of dish detergent or oil to help with install.





Step 8. Reinstall Engine Cover and Enjoy!

